

7.15 MASTER PLAN DIAGRAMS MAGNOLIA HIGH | OVERVIEW



- Classrooms, CR
- Science Labs, SCI
- Special Education
- Electives
- Computer Lab
- Admin / Faculty
FW - Faculty Work, FL - Faculty Lounge
- Library / MPR
- Food Service
- Physical Education / Athletics
PE - Physical Education, LR - Locker Room
- Support Spaces
S - Storage, T - Toilets, U - Utility, C - Custodial
- Hardcourts
- Play Fields
- Main Entrance
- Drop-off

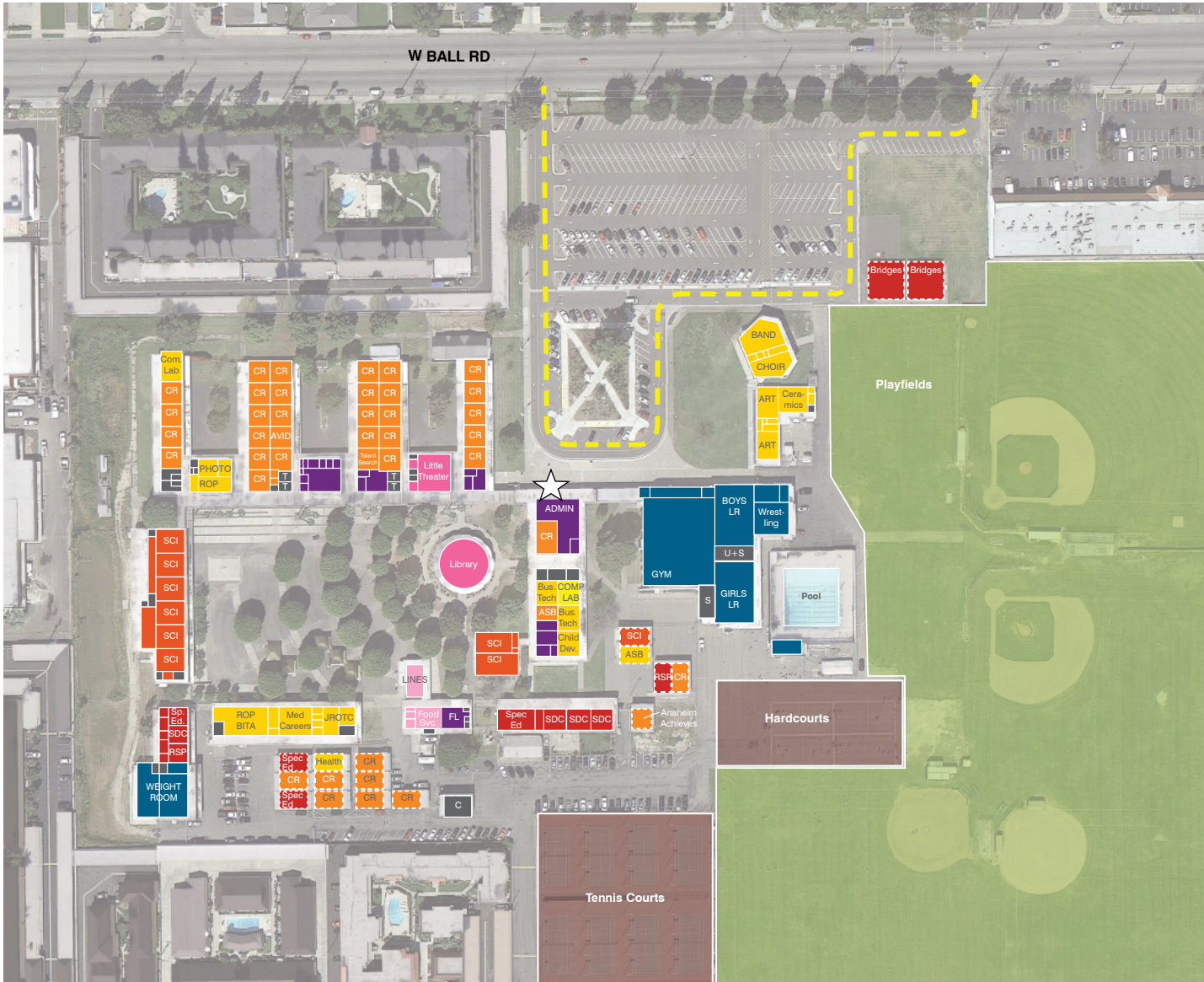
320 ft
1" = 320'

MASTER PLAN DIAGRAMS

MAGNOLIA HIGH | EXISTING

Anaheim Unified High School District began a long range Facilities Master Plan in October 2013. Over the last 7 months, the District has engaged school site staff, teachers, principals, community members, and leadership in the discussion about what the vision of AUSD's schools should become. This existing site map represents the uses identified in the needs assessment study, completed in February 2014. Additional input was incorporated into the plan based on LPA's site walks and Site Committee meetings in November - December 2014, where there was a review of each schools site committee questionnaire responses and initial planning opportunities were identified.

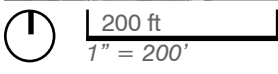
Facility Master Planning is, by its nature, a broad endeavor. The Facilities Master Plan (FMP) developed is a "living" document and also a strategic planning tool that will identify short-term and long-term facility goals for the District.



- Classrooms, CR
- Science Labs, SCI
- Special Education
- Electives
- Computer Lab
- Admin / Faculty
FW - Faculty Work, FL - Faculty Lounge
- Library / MPR
- Food Service
- Physical Education / Athletics
PE - Physical Education, LR - Locker Room
- Support Spaces
S - Storage, T - Toilets, U - Utility, C - Custodial

- Hardcourts
- Play Fields
- ☆ Main Entrance
- Drop-off

Current Enrollment :	2,843
Teaching Stations	
Classrooms	45
Science Labs	14
Elective	22
Sub Total:	81
Resource Specialist, RSP	3
Special Education	8
Computer Lab	4
Empty	1
Grand Total:	97



7.15

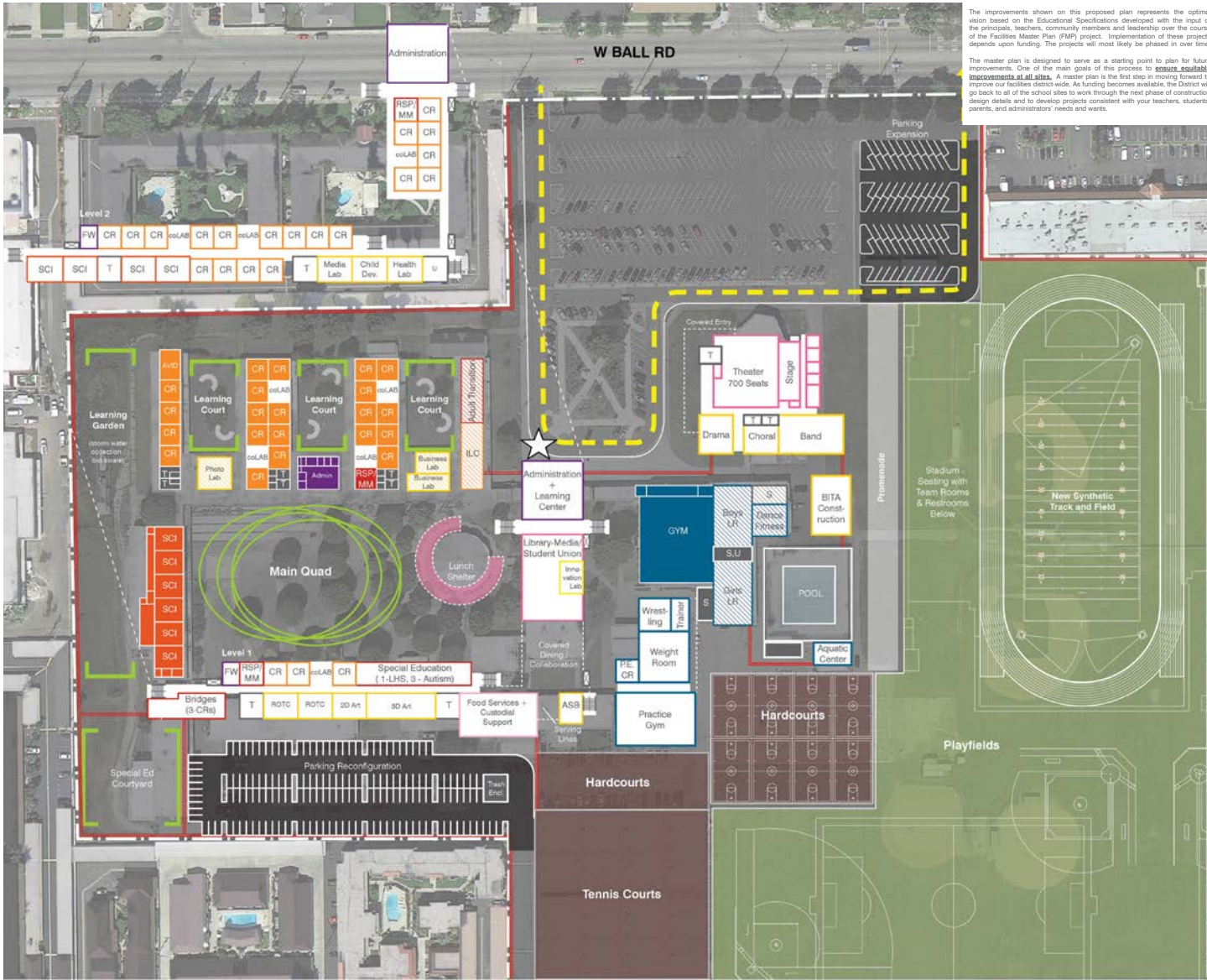
MASTER PLAN DIAGRAMS MAGNOLIA HIGH | PROPOSED OVERALL + CIRCULATION



- Main Entry Point / Circulation
- Drop-Off
- Fire Lane
- Fencing / Landscape Buffer
- Existing Building
- New Construction
- Learning Courts
- Main Quad
- Hardcourts
- Play Fields
- Main Entrance

320 ft
1" = 320'

7.15 MASTER PLAN DIAGRAMS MAGNOLIA HIGH | PROPOSED



The improvements shown on this proposed plan represents the optimal vision based on the Educational Specifications developed with the input of the principals, teachers, community members and leadership over the course of the Facilities Master Plan (FMP) project. Implementation of these projects depends upon funding. The projects will most likely be phased in over time.

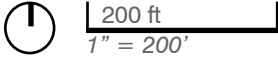
The master plan is designed to serve as a starting point to plan for future improvements. One of the main goals of this process is to ensure equitable improvements at all sites. A master plan is the first step in moving forward to improve our facilities district-wide. As funding becomes available, the District will go back to all of the school sites to work through the next phase of construction design details and to develop projects consistent with your teachers, students, parents, and administrators' needs and wants.

Modernization
New Construction
Reconfigure

- Classrooms, CR
- Science Labs, SCI
- Special Education
- Electives
Lab spaces will be determined by program need. They could include PE, STEW, or other elective.
- Computer Lab
- Admin / Faculty
FW - Faculty Work, FL - Faculty Lounge
- Library / MPR
- Food Service
- Physical Ed / Athletics
PE - Physical Education, LR - Locker Room
- Support Spaces
S - Storage, T - Toilets, O - Office
U - Utilities & Building Support, C - Custodial

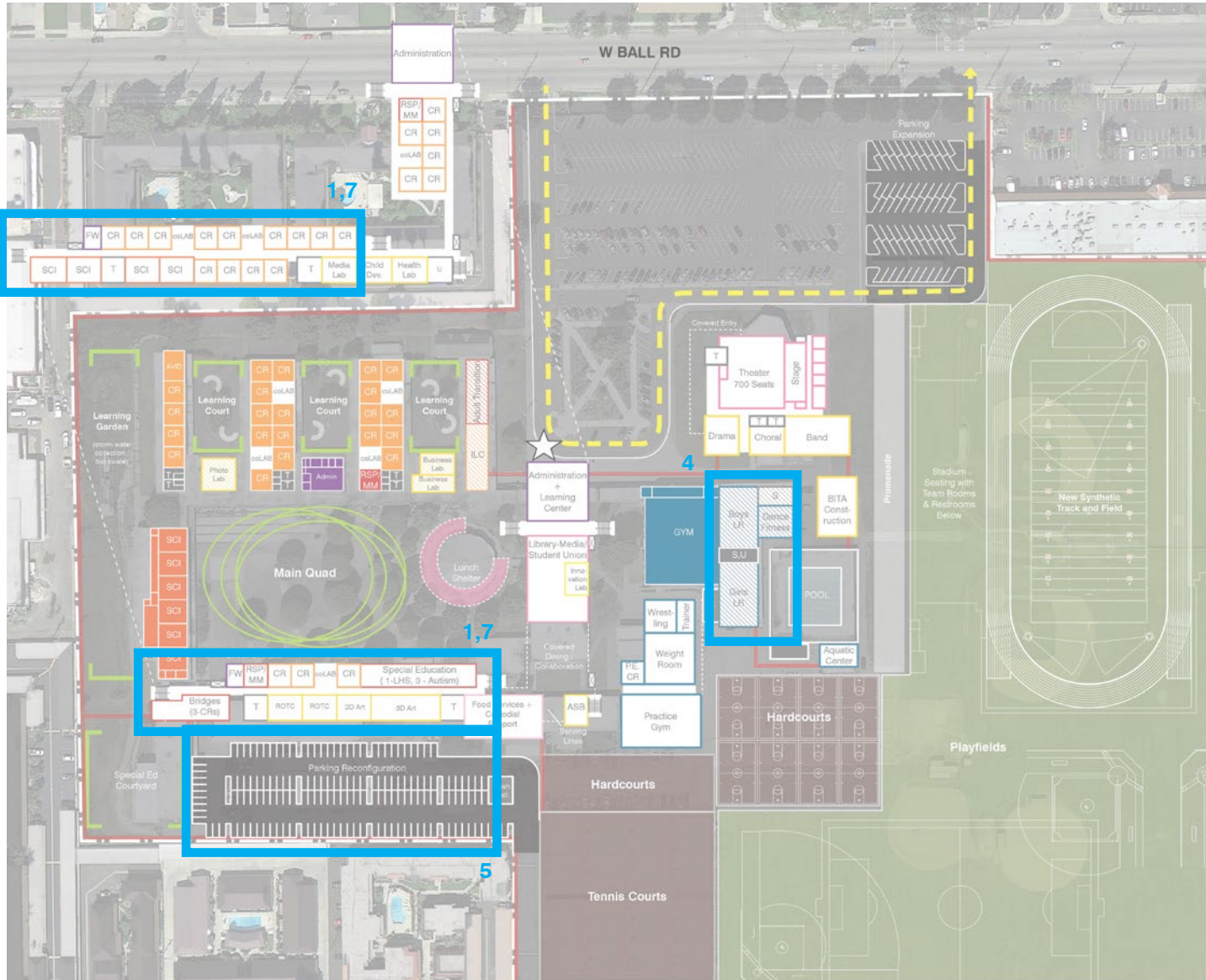
- Learning Courts
- Main Quad
(Site Improvements)
- Hardcourts
- Play Fields
- Main Entrance
- Fire Lane
- Fencing / Landscape Buffer
- Drop - Off

Planning Capacity:	2,500
Teaching Stations	
Classrooms	52
Science Labs	12
Elective	18
Sub Total:	82
Resource Specialist Program / Mild - Moderate, RSP/ MM	3
Special Education	5
Physical Education, PE.	5
Computer Lab	2
Grand Total:	97



MASTER PLAN DIAGRAMS

MAGNOLIA HIGH | PROPOSED-PHASE 1



Modernization

New Construction

Reconfigure

Classrooms, CR

Science Labs, SCI

Special Education

Electives
Lab spaces will be determined by program need. They could include Pale, STEAM, or other elective.

Computer Lab

Admin / Faculty
FW - Faculty Work, FL - Faculty Lounge

Library / MPR

Food Service

Physical Ed / Athletics
PE - Physical Education, LR - Locker Room

Support Spaces
S - Storage, T - Toilets, O - Office
U - Utilities & Building Support, C - Custodial

Learning Courts

Main Quad
(Site Improvements)

Hardcourts

Play Fields

Main Entrance

Fire Lane

Fencing / Landscape Buffer

Drop - Off

- PROPOSED SCOPE OF WORK**
1. Modernization of building systems and restrooms (*Scope of work and areas of work to be determined)
 2. Upgrades to site utilities*
 3. New 2-story Classroom, Science Lab building, removal of existing Portables
 4. Reconfigure / Modernization of Locker Rooms
 5. Reconfigure parking lot and new fencing
 6. Safety & security improvements including fencing, cameras and locks
 7. Flexible furniture, equipment and technology infrastructure*

200 ft
1" = 200'

7.15 MASTER PLAN DIAGRAMS MAGNOLIA HIGH | PROGRAM

Magnolia High School ANAHEIM UNION HIGH SCHOOL DISTRICT

2000 Student Program

New Construction Statistical Summary

2000 Student Master Plan Capacity (District Loading @ 27 Students/Teaching Station = 75 TS)

500 Students/Grade (Grades 9-12)

100 Students/Period = (3.25) Teaching Stations (6 Period Day, 32 Students/TS)

Academic Core

	State/Local Capacity	Regular Classroom	Regular Lab	State Loading	AUHS Loading	Square Footage
Core Academic + Foreign Language	27/32	22	0	594	704	37,932
Science	27/32	0	4	108	128	9,044
Performing Arts	27/32	0	3	81	96	30,513
Multi-Media Arts	27/32	0	2	54	64	5,586
Business/Design/Engineering	27/32	0	0	0	0	0
Transportation/Alternative Energy	27/32	0	0	0	0	0
Industrial Technology	27/32	0	2	54	64	6,384
Specialized Electives	27/32		5	135	160	9,310
Physical Education	27/0	0	0	0	0	30,119
ASB + Career Center	27/0				0	(In SF Below)
Total - Academic Core		22	16	1,026	1,216	128,887

RSP	13/28	2	-	26	56	(In SF Below)
Special Ed: AT, LHS, Autism, Bridges*	13/15	7	-	91	105	14,377

Total: All Spaces 31 16 1,143 1377 **143,265**

Student/Staff Support	
Student Support Services:	14,038
Library/Media Center:	10,110
Student Union/Campus Center:	2,289
Faculty Services:	0
Food Service/Custodial Support:	15,271
Total Student/Staff Support:	41,708
Grand Total - Gross SF:	184,972

Magnolia High School ANAHEIM UNION HIGH SCHOOL DISTRICT

Educational Program Specification

Depart:	Space:	Type/Area:	Number:	Total Area:	Department by Type		
					SC/NS	ANC	SP
					Scheduled	Ancillary	Support
					Non-Scheduled		

Base Program - Academic Core

Academic Core

Teaching Stations

1 Standard Classroom	SC	960	22	21,120			
2 Shared Commons	ANC	240	22	5,280			
					21,120	5,280	0
					26,400		

PLC - Collaborative Teaming Area

3 Staff Collaboration	ANC	300	4	1,200			
4 Staff Toilets	ANC	65	8	520			
5 Storage	ANC	100	4	400			
					0	2,120	0
					2,120		
					21,120	7,400	0

Sub-Total Academic Core Net SF:							28,520
Circulation/Support @ 25% (x 1.33):							9,412
Total Academic Core Gross SF:							37,932

Note: 8 Standard Teaching Stations/Cluster = 44 Standard Teaching Stations
13 English + 10 History + 6 Foreign Language + 13 Math + 3 RSP = 45 Standard Teaching Stations

Science

Teaching Stations

6 Science Lab	SC	1,500	4	6,000			
7 Prep/Storage Room	ANC	200	4	800			
					6,000	800	0
					6,800		
					6,000	800	0

Sub-Total Science Net SF:							6,800
Circulation/Support @ 25% (x 1.33):							2,244
Total Science Gross SF:							9,044

Special Education

RSP/MM

8 Classroom	SC	960	2	1,920			
					1,920		0
					1,920		

Special Education - LHS, SH, Autism - Renovation

9 MM, DHH, VI, OH, O+M	SC	0	0	0			
10 LHS, SH, Autism Classroom	SC	960	4	3,840			
11 Toilets/Hygiene	ANC	270	2	540			
12 Sensory	ANC	250	2	500	Additional		
13 Living Skills	ANC	320	1	320			
14 Laundry	ANC	100	1	100			
15 Conference	ANC	120	1	120			
					3,840	1,580	0
					5,420		

MASTER PLAN DIAGRAMS MAGNOLIA HIGH | PROGRAM

Magnolia High School
ANAHEIM UNION HIGH SCHOOL DISTRICT

Educational Program Specification

Depart:	Space:	Type	Area:	Number:	Total Area:	Department by Type		
						SC/NS	ANC	SP
						Scheduled Non-Scheduled	Ancillary	Support

Special Education - Bridges

Room	Type	Area	Number	Total Area	SC/NS	ANC	SP
16 Bridges Classroom	SC	960	3	2,880			
17 Toilets/Hygiene	ANC	270	1	270			
18 Living Skills	ANC	320	1	320			
					2,880	590	0
					3,470		

Sub-Total Special Education Net SF:	8,640	2,170	0	10,810
Circulation/Support @ 25% (x 1.33):				3,567
Total Special Education Gross SF:				14,377

Electives

CTE Programs: Design/Visual + Media Arts, Res/Comm Construction, Child Education, Medical, Army/ROP

Performing Arts

Music/Drama/Dance

Room	Type	Area	Number	Total Area	SC/NS	ANC	SP
Music							
26 Band/Orchestra Room	SC	2,800	1	2,800			
27 Group Ensemble Room	NS	960	1	960			
28 Practice Room	ANC	75	4	300			
29 Instrument Storage	ANC	400	1	400			
30 Uniform Storage	ANC	200	1	200			
31 Vocal/Choral Room	SC	1,400	1	1,400			
32 Practice Room	ANC	75	2	150			
33 Robe Storage	ANC	200	1	200			
34 Digital Music Lab	SC	1,200	0	0			
35 Staff Office/Music Library	ANC	400	0	0			
Drama							
36 Black Box Theatre	SC	2,000	1	2,000 (45x45)			
37 Control Room	ANC	150	1	150			
38 Equipment Storage	ANC	200	1	200			
39 Staff Office/Drama Library	ANC	200	1	200			
Dance							
40 Dance Studio	SC	1,800	0	0			Renovate Wrestling Room
41 Locker/Toilet/Dressing Room	ANC	500	0	0			
42 Costume Storage	ANC	400	0	0			
43 Staff Office/Music Library	ANC	200	0	0			
					7,160	1,800	0
					8,960		

Magnolia High School
ANAHEIM UNION HIGH SCHOOL DISTRICT

Educational Program Specification

Depart:	Space:	Type	Area:	Number:	Total Area:	Department by Type		
						SC/NS	ANC	SP
						Scheduled Non-Scheduled	Ancillary	Support

Theater

Room	Type	Area	Number	Total Area	SC/NS	ANC	SP
Public/Audience Area							
44 Main Theater	ANC	7,200	1	7,200 (700 Fixed Seating Capacity)			
45 Lobby/Display Gallery	ANC	1,000	1	1,000			
46 Concessions	ANC	200	1	200			
47 Ticket Booth	ANC	75	1	75			
Theater Support							
48 Stage	ANC	3,200	1	3,200			
49 Orchestra Pit	ANC	1,000	1	1,000 (Removeable Fore Stage)			
50 Scene Shop/Construction Lab	NS	1,000	0	0			Use Industrial Technology
51 Tools & Material Storage	ANC	100	1	100			
52 Prop Storage	ANC	600	1	600			
53 Costume Storage	ANC	400	1	400			
54 Dimmer Room	ANC	75	1	75			
55 Sound & Lighting Control Room	ANC	200	1	200			
56 Dressing/Make-Up Room w/ Toilet	ANC	300	2	600			
					0	14,650	0
					14,650		

PLC - Collaborative Teaming Area

Room	Type	Area	Number	Total Area	SC/NS	ANC	SP
57 Conference/Green Room	ANC	400	1	400			
58 Staff Workroom	ANC	300	1	300			
59 Storage	ANC	100	1	100			
					0	800	0
					800		

Sub-Total Performing Arts Net SF:	7,160	17,250	0	24,410
Circulation/Support @ 20% (x 1.25):				6,103
Total Performing Arts Gross SF:				30,513

Multi-Media Arts

Visual Arts

Room	Type	Area	Number	Total Area	SC/NS	ANC	SP
2D Studios							
60 Art 2D Drawing/Paint/Multi-Media Lab	SC	1,600	1	1,600 (1 2D/1 Multi-Media Digital Lab)			
61 Storage/Work Room	ANC	200	1	200			
3D Studios							
62 Art 3D Sculpture/Ceramics Lab	SC	1,800	1	1,800			
63 Kiln	ANC	100	1	100			
64 Clay/Project Storage Room	ANC	300	1	300			
65 Storage/Work Room	ANC	200	1	200			
Digital Photography							
66 Design/Photography Lab	SC	1,200	0	0			
67 Storage/Work Room	ANC	200	0	0			
					3,400	800	0
					4,200		

MASTER PLAN DIAGRAMS MAGNOLIA HIGH | PROGRAM

Magnolia High School
ANAHEIM UNION HIGH SCHOOL DISTRICT

Educational Program Specification

Depart:	Space:	Type	Area:	Number:	Total Area:	Department by Type		
						SC/NS	ANC	SP
						Scheduled	Ancillary	Support
						Non-Scheduled		

Technical Arts

Room	Type	Area	Number	Total Area	Notes
68 TV/Video Production	SC	1,600	0	0	(w/ CR Bleacher Seating)
69 TV Switcher/Control Room	ANC	150	0	0	
70 Video Production Lab	SC	1,200	0	0	
71 Multimedia/Editing Room	ANC	200	0	0	(Hollywood Studio Layout)
72 Foley Sound Stage/Audio Studio	ANC	600	0	0	
73 Control Room	ANC	150	0	0	
74 Screening Room	NS	1,800	0	0	(Divisible Lecture Hall 150 Capacity)
75 Control Room	ANC	150	0	0	
76 Prop & Equipment Storage	ANC	400	0	0	
77 Storage/Work Room	ANC	200	0	0	
Journalism/Yearbook					
78 Classroom/Lab	SC	1,200	0	0	
79 Storage/Work Room	ANC	200	0	0	
0					

PLC - Collaborative Teaming Area

Room	Type	Area	Number	Total Area
80 Conference Room	ANC	200	0	0
81 Staff Workroom	ANC	300	0	0
82 Storage	ANC	100	0	0
0				

Sub-Total Multi Media Arts Net SF: 4,200
Circulation/Support @ 25% (x 1.33): 1,366
Total Multi Media Arts Gross SF: 5,566

Construction/Building Industry

Industrial Technology

Room	Type	Area	Number	Total Area
91 Shop	SC	2,000	2	4,000
92 Material Storage	ANC	400	1	400
93 Tool/Equipment Storage	ANC	200	1	200
94 Office/Work Room	ANC	200	1	200
0				

Sub-Total Construction Program SF: 4,800
Circulation/Support @ 25% (x 1.33): 1,584
Total Construction Program Gross SF: 6,384

Specialized Programs

ROTC(2) Child Development(1), Medical (1)

Room	Type	Area	Number	Total Area
95 Labs	SC	1,200	5	6,000
96 Storage	ANC	200	5	1,000
0				

Specialized Programs Classrooms: 7,000
Circulation/Support @ 25% (x 1.33): 2,310
Total Specialized Programs Gross SF: 9,310

Magnolia High School
ANAHEIM UNION HIGH SCHOOL DISTRICT

Educational Program Specification

Depart:	Space:	Type	Area:	Number:	Total Area:	Department by Type		
						SC/NS	ANC	SP
						Scheduled	Ancillary	Support
						Non-Scheduled		

Physical Education

Gymnasium

Room	Type	Area	Number	Total Area
95 Auxiliary Gym	NS	9,000	1	9,000
96 Lobby/Hall of Fame	ANC	1,000	1	1,000
97 Concessions	ANC	200	1	200
98 Ticket Booth	ANC	75	0	0
99 Gym Storage	ANC	200	2	400
100 Boys/Girls Locker/Shower Room	ANC	2,400	0	0
101 Boys/Girls Toilet	ANC	250	0	0
102 Boys/Girls Equipment Storage	ANC	200	0	0
103 Boys/Girls PE Staff Office/Locker	ANC	600	0	0
104 Coaches Meeting/Video Room	ANC	400	0	0
105 Off-Site Coaches Room	ANC	400	0	0
106 Training/Treatment Room	ANC	900	1	900
107 Boys/Girls JV Locker Room	ANC	600	0	0
108 Boys/Girls Varsity Locker Room	ANC	900	2	1,800
109 Uniform Storage	ANC	1,000	0	0
110 Athletic Equipment Storage	ANC	1,000	1	1,000
0				
9,000				
5,300				
14,300				

Athletic Teaching Stations

Room	Type	Area	Number	Total Area
111 Weight Room	NS	1,800	2	3,600
112 Fitness Room	NS	2,400	1	2,400
113 Health Classroom	NS	960	1	960
114 Wrestling Room	NS	1,800	1	1,800
115 Wrestling Storage	ANC	200	1	200
0				
8,760				
200				
8,960				

Community Field House/Stadium

Room	Type	Area	Number	Total Area
116 Field Storage	ANC	400	2	800
117 Shared Concessions	ANC	300	2	600
118 Public Toilets	ANC	225	4	900
119 Press Box	ANC	200	1	200
0				
2,500				

Aquatic Center

Room	Type	Area	Number	Total Area
63 Ticket Booth	ANC	100	1	100
64 Lifeguard/Coaches Office	ANC	150	1	150
65 Public Toilets	ANC	350	2	700
66 Pool Equipment Storage	ANC	400	1	400
67 Pool Mechanical Equipment	ANC	1,200	0	0
0				
1,350				

Sub-Total Physical Education Net SF: 27,110
Circulation/Support @ 10% (x 1.111): 3,009
Total Physical Education Gross SF: 30,119

MASTER PLAN DIAGRAMS MAGNOLIA HIGH | PROGRAM

**Magnolia High School
ANAHEIM UNION HIGH SCHOOL DISTRICT**

Educational Program Specification

Depart:	Space:	Type	Area:	Number:	Total Area:	Department by Type		
						SC/NS	ANC	SP
						Scheduled	Ancillary	Support
						Non-Scheduled		

Student/Staff Support Services

Administration/Staff Support Services

Administration

Public Administration						2,225
68	Public Lobby/Reception/Waiting Area	SP	400	1	400	
69	Receptionist	SP	150	1	150	
70	Principal's Office	SP	250	1	250	
71	Large Conference	SP	250	1	250	
72	Principal's Secretary Office	SP	75	1	75	
73	Flex Office	SP	125	2	250	
74	Admin Work/Copy Rm/Staff Mailboxes	SP	400	1	400	(w/ Sink & Coffee Bar)
75	Supply Storage	SP	200	1	200	
76	Toilet	SP	125	2	250	(2 Fixtures Each)
Main Copy Room						800
77	Copy Center	SP	600	1	600	
78	Supply Storage	SP	200	1	200	
Site Administration/Discipline						1,400
79	Student Reception/Waiting Area	SP	300	1	300	
80	AP Clerical Support	SP	75	3	225	
81	Assistant Principal's Office	SP	150	3	450	
82	School Resource Officer Office (SRO)	SP	125	1	125	
83	Conference	SP	150	2	300	
						0
						0
						4,425

Attendance

84	Attendance Office	SP	75	4	300	(Includes 4 Student Windows)
85	Current Records Storage	SP	100	1	100	
						0
						0
						400

Health Services

86	Reception/Waiting	SP	75	1	75	
87	Exam Room	SP	75	1	75	
88	Health Workstation	SP	75	1	75	
89	Cot Area	SP	300	1	300	(3 cots minimum)
90	Toilet	SP	75	1	75	
						0
						0
						600

Parent Center

91	Parent Center	SP	450	1	450	
92	Storage	SP	100	1	100	
						0
						0
						550

Learning Center

93	RSP Workstations	SP	80	6	480	
94	Break Out Area	SP	200	1	200	
95	IEP	SP	150	1	150	
96	Records Storage	SP	100	1	100	
97	Speech Office	SP	200	1	200	
98	Psychologist Office	SP	200	1	200	
						0
						0
						1,330

**Magnolia High School
ANAHEIM UNION HIGH SCHOOL DISTRICT**

Educational Program Specification

Depart:	Space:	Type	Area:	Number:	Total Area:	Department by Type		
						SC/NS	ANC	SP
						Scheduled	Ancillary	Support
						Non-Scheduled		

Independent Learning Center (ILC) - Located in Building 100

99	ILC Classroom	NS	960	0	0	
100	Workstations	SP	75	0	0	
101	Collaborative Work Area	SP	960	0	0	
102	Conference	SP	200	0	0	
103	Independent Work Area	SP	330	0	0	
104	Storage	SP	100	0	0	
						0
						0

Counseling Services

93	Student Reception/Waiting Area	SP	300	1	300	
94	Clerical Support	SP	75	4	300	
95	Counselor's Office	SP	150	4	600	
96	Registrar Office	SP	125	1	125	
97	Flex Office	SP	125	1	125	
98	Testing Materials	SP	200	1	200	
99	College/Career Center	NS	1,000	1	1,000	
100	Small Conference	SP	150	1	150	
101	Large Conference	SP	250	1	250	
102	Longterm Records Storage	SP	200	1	200	(Compact Shelving)
						0
						0
						3,250
						0
						0
						10,555
Sub-Total Student Support Services Net SF:						10,555
Circulation/Support @ 25% (x 1.33):						3,483
Total Student Support Services Gross SF:						14,038

Library/Media Center

Library Program

Library (CDE Minimum 4sf/Student x 2500 Students = 10,000sf)						8,350
103	Circulation Desk	SP	150	1	150	
104	Media Center Office	SP	125	1	125	
105	Work/Processing Room	SP	300	1	300	
106	Text/Tech Storage	SP	1,200	1	1,200	High Density Storage
107	Reference/On-Line Catalog Stations	SP	600	1	600	
108	Reading Room	SP	1,800	1	1,800	
109	Stacks/Collection	SP	1,800	1	1,800	
110	Reference/Periodical Stacks	SP	400	1	400	
111	Student Work Areas	SP	150	2	300	
112	Professional Development Library	SP	400	1	400	
113	Staff Toilet	SP	75	1	75	
114	Innovation Lab	NS	1,200	1	1,200	
Technology Support						750
115	Technology Director's Office	SP	150	1	150	
116	Technology Work Room	SP	200	1	200	
117	Equipment Storage Room	SP	200	1	200	
118	Main Data Network Control Room	SP	200	1	200	
						1,200
						0
						7,900
						1,200
						0
						9,100
Sub-Total Library/Media Center Net SF:						9,100
Circulation/Support @ 10% (x 1.111):						1,010
Total Library/Media Center Gross SF:						10,110

MASTER PLAN DIAGRAMS MAGNOLIA HIGH | PROGRAM

Magnolia High School
ANAHEIM UNION HIGH SCHOOL DISTRICT

Educational Program Specification

Depart:	Space:	Type	Area:	Number:	Total Area:	Department by Type		
						SC/NS	ANC	SP
						Scheduled	Ancillary	Support
						Non-Scheduled		

Student Union/Campus Center

Student Activities

Item	Type	Area	Number	Total Area	SC/NS	ANC	SP
Student Union				2,060			
119 Collaboration/Dining	SP	6,000	0	0			
120 Study Rooms	SP	250	0	0			
121 Table/Chair Storage	SP	150	0	0			
ASB				2,060			
119 ASB Director's Office	SP	150	1	150			
120 Athletic Director's Office	SP	150	1	150			
121 Student Store	SP	400	1	400			
122 Accountant	SP	125	1	125			
123 Accounting Clerk	SP	75	1	75			
124 Activities Storage Room w/ Safe	SP	100	1	100			
125 ASB Room	SC	960	1	960			
126 ASB Storage Room	SP	100	1	100			
					960	0	1,100
					960		

Sub-Total Student Union Net SF:		2,060
Circulation/Support @ 10% (x 1.111):		229
Total Student Union Gross SF:		2,289

Magnolia High School
ANAHEIM UNION HIGH SCHOOL DISTRICT

Educational Program Specification

Depart:	Space:	Type	Area:	Number:	Total Area:	Department by Type		
						SC/NS	ANC	SP
						Scheduled	Ancillary	Support
						Non-Scheduled		

Nutrition Services

Food Service/Student Dining

Item	Type	Area	Number	Total Area	SC/NS	ANC	SP
133 Kitchen/Food Prep	SP	2,350	1	2,350			
134 Dry Storage	SP	250	1	250			
135 Walk-In Refrigerator/Freezer	SP	125	2	250			
136 Serving Line	SP	800	2	1,600			
137 Serving Windows	SP	150	1	150			
138 Changing Room/Toilet	SP	95	1	95			
139 Food Service Director Office w/Safe	SP	150	1	150			(2 Workstations)
140 Recieving Area	SP	100	1	100			
141 Lunch Shelter	SP	7,500	1	7,500			(1000 Students)
					0	0	12,445
					0		

Custodial Services

Item	Type	Area	Number	Total Area	SC/NS	ANC	SP
142 Custodian Office	SP	100	1	100			
143 Custodian/Maintenance Workroom	SP	300	1	300			
144 Supply/Grounds Storage	SP	400	1	400			
145 Golf Cart Garage/Storage	SP	500	1	500			(4 Golf Carts)
					0	0	1,300
					0		

Sub-Total Food Service/Custodial Net SF:		13,745
Circulation/Support @ 10% (x 1.111):		1,526
Total Food Service/Custodial Gross SF:		15,271

Square Footage Summary

	76,240	39,570	33,300
Sub-Total Base Program Net SF:			149,110
Total Circulation/Support:			35,802
Total Base Program Gross SF:			184,912

MASTER PLAN DIAGRAMS

MAGNOLIA HIGH | PROJECT COST SUMMARY

SCOPE OF WORK CATEGORIES	TOTAL	PROPOSED PHASE 1
1. Modernize & Reconfigure Existing Classroom & Lab Buildings	\$4,452,000	\$0
2. Existing Building Systems & Toilets	\$2,608,000	\$1,300,000
3. Site Utilities	\$3,212,000	\$1,500,000
4. New Construction Classrooms	\$26,208,000	\$7,000,000
5. Design Lab, Science, and Career Tech Education	\$15,820,000	\$10,000,000
6. Performing Arts Improvements	\$18,647,000	\$0
7. Multipurpose / Food Service Improvements	\$4,958,000	\$0
8. Physical Education Improvements	\$17,428,000	\$3,250,000
9. Administration & Staff Support	\$6,468,000	\$0
10. Student Collaboration & Student Support Services	\$5,458,000	\$0
11. Safety & Security	\$3,439,000	\$2,000,000
12. Outdoor Learning Quads	\$3,672,000	\$0
13. Exterior Play Fields & Hardcourts	\$20,537,000	\$0
14. 21st Century Learning Classroom Flexibility	\$2,200,000	\$1,100,000
15. Technology Infrastructure	\$1,030,000	\$515,000
Total Construction / Project Cost (2014\$)	\$136,137,000	\$26,665,000